



# ASHOKA PUBLIC SCHOOL JAMUI, BIHAR



Grade II



**Instructions: Kindly take the printout of the worksheet of all the subjects and fill the answers in it.**

**English**

**1. Fill in the blanks with 'a', 'an' or 'the':**

- Polly is riding \_\_\_\_\_ bicycle.
- I ate apple, \_\_\_\_\_ banana and \_\_\_\_\_ slice of bread.
- \_\_\_\_\_ Sun rises in \_\_\_\_\_ east.
- \_\_\_\_\_ old man had \_\_\_\_\_ bag in his hand.
- She is \_\_\_\_\_ American.
- This is \_\_\_\_\_ untidy room.
- \_\_\_\_\_ Eskimo lives in \_\_\_\_\_ igloo.
- \_\_\_\_\_ Moon shines at night.
- \_\_\_\_\_ Char Minar is in Hyderabad.
- Aladdin had \_\_\_\_\_ magic lamp.

**2. Complete the Masculine and Feminine genders of the following. Choose from the Help Box:**

- |             |              |
|-------------|--------------|
| a) Hen      | c_ _k        |
| b) Horse    | m_ _e        |
| c) Father   | m_ _ _er     |
| d) Hero     | he_ _ _ne    |
| e) Princess | pr_ _c e     |
| f) Lady     | gen_ _ _m_ n |
| g) Sister   | b_ _t h e r  |

**3. Do practice of 1 page of cursive writing every day in four lines notebook.**

**MATHEMATICS**

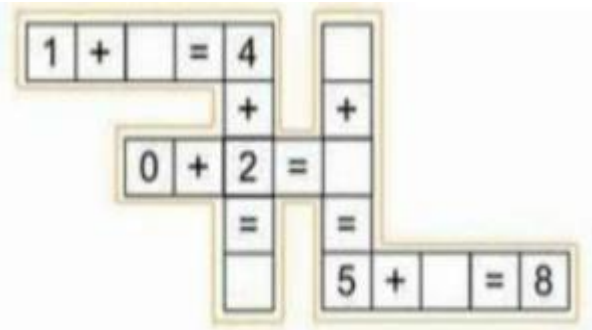
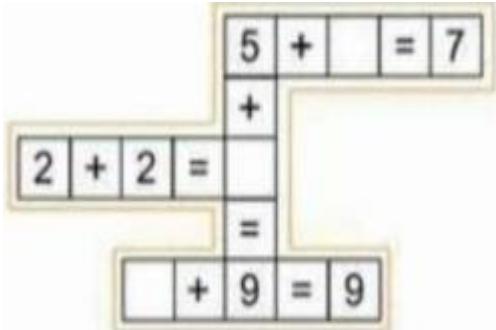
**FUN ACTIVITY-1**

**Do this activity using colored paper for better understanding the concept of place value and expanded form of numbers.**



### ACTIVITY-2 BRAINSTORMING

Solve the crossword puzzle based on multiplication and addition



### ACTIVITY-3

Make a chart of tables 2 to 10 with a creative border using patterns.

#### Worksheet- 1

12	$<$	17	38	$\bigcirc$	38
23	$\bigcirc$	27	10	$\bigcirc$	100
53	$\bigcirc$	53	46	$\bigcirc$	36
89	$\bigcirc$	99	75	$\bigcirc$	76
67	$\bigcirc$	76	61	$\bigcirc$	59
15	$\bigcirc$	26	55	$\bigcirc$	47
25	$\bigcirc$	52	18	$\bigcirc$	21

Q1. Introduce yourself and paste your photograph.


# Let me introduce myself

My name is .....

My nickname is .....

I am ..... years old.

My birthday .....



I live in .....

The name of my school is ...



.....



My favorite subject is .....



My favorite sport is .....



My favorite food is .....





My favorite color is .....



my hobby is .....




I love .....



Q2. Identify the body parts.

# Parts of body



hair	eye	waist	hand	knee	elbow
shoulder	foot	lip	neck	fingers	ear

Q3. Read the sentences below. Fill in the blanks with name of body parts.



I smelled the sweet scent with my \_\_\_\_\_.

He put the berry in his \_\_\_\_\_ to taste it.

My \_\_\_\_\_ were tired after running all day.

Mom dipped her \_\_\_\_\_ into the cool water.

The class clapped their \_\_\_\_\_ at the end.

Bob had cake frosting on his \_\_\_\_\_.

I opened my \_\_\_\_\_ to see the movie.



Q4. Draw a 😊 for healthy eating habits:

1. Brush your teeth twice a day.
2. Skip your breakfast.
3. Avoid Junk food.
4. Wash your hands before and after meals.
5. Drink clean water.

Computer

a) Write any five places where you have seen computer.

1. ....

2. ....

3. ....

4. ....

5. ....

b) Write any five uses of the computer.

1. ....

2. ....

3. ....

4. ....

5. ....

c) Colour it.



d) Write the name of different types of the computer.

1. ....
2. ....
3. ....
4. ....

e) In a colourful A4 size sheet, draw the the figure Computer.

Hindi

**लिंग**

**लिंग बदलो - (जैसे : दादा-दादी।)**

- लड़का - \_\_\_\_\_
- नाना - \_\_\_\_\_
- चाचा - \_\_\_\_\_
- मामा - \_\_\_\_\_
- आदमी - \_\_\_\_\_
- मुर्गा - \_\_\_\_\_
- घोड़ा - \_\_\_\_\_



**सही जोड़ी मिलाइए।**

राजा  
देव  
भाई  
काका  
शेर  
मोर  
बकरा

मोरनी  
बकरी  
शेरनी  
देवी  
काकी  
रानी  
बहन





प्रश्न1) दिये गए अपठित गद्यांश को पढ़कर प्रश्नों के उत्तर लिखिए –

## गाय और शेर

अपठित गद्यांश पढ़कर नीचे लिखे प्रश्नों को हल करें।

पांच गायें एक जंगल में रहती थीं। वे एक बड़े से हरे घास के मैदान से ताजी- ताजी घास खाती थीं। वे बहुत अच्छी दोस्त थीं। वे एक साथ मिल-जुल रहती थीं। ताकि शेर उन पर हमला न कर पाए।

एक दिन ,उन पाँचो गायों के बीच लड़ाई हो गई और सभी अलग-अलग जगहों से घास खाने लगीं। शेर ने सोचा इस मौके का फायदा उठाया जाये ,और शेर ने एक- एक करके सारी गायों को मार डाला।

**सीख - एकता में ही ताकत होती है।**

- इस कहानी में कितनी गायें हैं ?

-----

- गायें आपस में मिलजुल कर क्यों रहती थीं?

-----

- हमें इस कहानी से क्या सीख मिलती है ?

-----



## Project Work

Prepare a model by using newspaper. Some examples are given below.



## Father's Day Project

**Objective:** Complete the provided craft design to create a thoughtful and personalized gift for your father or a father figure in your life.

**Instructions:**

1. **Design Template:** Enclosed with this message is a craft design template. This will be your guide for creating the Father's Day craft. Make sure to follow the instructions carefully.
2. **Materials:** Use the materials specified in the template. If any additional materials are needed, they should be easily available at home. Feel free to add your own creative touches!
3. **Personal Touch:** Even though you are following a template, try to include a personal element. You can add a heartfelt message, decorate it with colours or patterns your father likes, or incorporate something that represents a shared memory.
4. **Neatness and Presentation:** Pay attention to the neatness and overall presentation of your craft. Take your time to ensure it looks special and well-made.

**Submission:**

**Deadline:** Your completed craft should be submitted on the first day of school after the holidays.

**Presentation:** Be prepared to share your craft with the class and talk about why you think it will be meaningful for your father.

We hope this project will be a fun and meaningful activity for you during the holidays. Take this opportunity to show your appreciation and love for your father in a creative way. We look forward to seeing your wonderful creations!

Have a great holiday and happy crafting!





for  
your hard work.  
Enjoy your summer break and don't forget  
your homework.